

MICROFLOW



MICROFLOW *α*

PORTABLE MICROBIOLOGICAL AIR SAMPLER

MICROFLOW has been developed for air biocontaminants sampling in critical places (e.g. clean rooms, food plants, fermentation's plants etc...). MICROFLOW allows to verify and quantify microorganism presence. In this way you can value the exposure or you can identify the source in order to put in place corrective actions.

MAIN FEATURES

- Autoclavable anodised aluminium sampling head, with conical holes:
 - 60 mm head: 219 holes (Ø 1 mm)
 - 90 mm head: 380 holes (Ø 1 mm)
- Autoclavable anodised aluminium support plate
- Bayonet head coupling system
- Rechargeable battery operated. Battery Ni/Mh (memory effect free) with 4 hours battery life
- Recharging battery in 3 - 4 hours
- Manual, sequential and programmed sampling
- Delay start function
- Preset sampling flow rates:
 - 30-60-90-100-120 l/min
- Remote switch with infra-red rays control
- Storing and displaying up to 99 samplings
- USB output interface for PC computer connection (optional)
- Dimensions: 310 x 130 x 170 mm (w x d x h)
- Weight: 1,9 Kg

AVAILABLE MODELS:

- MICROFLOW 60:** it works with contact plates (Ø 60 ± 2 mm)
- MICROFLOW 60/C*:** it works with contact plates (Ø 60 ± 2 mm)
- MICROFLOW 90/C*:** it works with Petri dishes (Ø 90 ± 2 mm)
- MICROFLOW 60-90/C*:** it works with both contact plates (Ø 60 ± 2 mm) and Petri dishes (Ø 90 ± 2 mm)


* with automatic compensation system

Some possible **APPLICATIONS** are:

- clean rooms
- hospitals
- pharmaceutical plants
- food plants
- building air conditioning plants (HVAC)
- water depuration plants
- working places

MICROFLOW KIT includes:

- Carrying case
- Microbiological air sampler
- Spare aluminium sampling head
- Battery charger
- IR remote control
- Pencil torch for head sterilisation
- Pack of 7 plates PCA
(only for Microflow 60, 60-90 and 60-90/C)
- User manual (in English)
- Calibration report



OTHER FEATURES

- Disinfectable polyurethane body
- Graphic display for menu presentation
- Displaying of sampling operations "step by step"
- Prompts in five languages (*Italian, French, English, German and Spanish*)
- Total volume of sampled air programmable from 1 up to 1000 litres. 1 litre step (program and sequential sampling mode) or more (manual sampling)
- Calibration function (with optional calibration kit)
- Display alarm for low battery
- Two ON/OFF indicating lights to verify the instrument activation
- Sampling in vertical or horizontal position without tripod auxilium
- **Flow rate calibration system has been developed by "Politecnico di Milano" - Techincal University Aerspatial Engineering Department (rel. n.377 2003) and it has been certified by "Istituto di Metrologia G. Colonnetti" of Turin (Cert. n.393 2003)**



ACCESSORIES

- Range of agars, depending on organisms to be monitored
- PC interface with software (MS WINDOWS 9x/2000/XP)
- Additional stainless-steel head
- Pencil torch
- Master tripod (maximum height 3,8 m)
- Calibration system designed by "Politecnico di Milano"



Apartado de Correos / P.O. Box 44
28210-Valdemorillo (Madrid, Spain)
☎ (34) 91 897 46 16 Fax: (34) 91 897 46 41
E-mail: microkit@microkit.es
Web: www.microkit.es
<http://www.laboratoriosmicrokit.blogspot.com/>



- COLICULT-MCC
- CRIOTECA®
- PLAQUIS®
- M-IDENT®
- COSMETIKIT®
- CHROMOSALM
- KITPRO-SS
- SEILAGUA®
- COMPACT-DRY-PLATES®
- DESINFECTEST®
- NUTRILINIA
- MUGPLUS
- CROMOKIT®

Distributed by:



Can you say it is "clean" with confidence?

kikkoman 

Anyone can measure invisible contamination anywhere and anytime in only 10 seconds.

ATP *plus AMP* surface hygiene monitoring Lumitester PD-20 and LuciPac Pen



**New
and
Improved**



LuciPac Pen (100 swabs)

*LuciPac Pen is exclusively used for Lumitester PD-20

Lumitester PD-20

**Small-size
and
Lightweight**

World's smallest and weighs only 235 g

(battery not included)

**Simple
and
Speedy**

**"Swab and measure. That's all."
Measuring time is only 10 seconds.**

**Super high
sensitivity**

**Measures both ATP and AMP (US Patent No. 5891659).
Detects a still wider range of contamination.**

- Best suited for cleanliness control of manufacturing sites, and cleanliness control and hygiene training of kitchens
- Defective cleaning is judged on site. Prevent accidents by re-cleaning.

*ATP (adenosine triphosphate) is the substance contained in microorganisms and food residues and is used as an indicator of biological contamination.
*AMP (adenosine monophosphate) is the substance generated from ATP changed by heating and fermentation.

Let's achieve zero food-poisoning-accident by cleanliness control and increased awareness of employees for hygiene.

- ATP surface hygiene monitoring method is described in Guidelines for Food Hygiene Inspection, Chapter of microorganisms 2004 (supervised by Japan's Ministry of Health, Labour, and Welfare).
- ATP surface hygiene monitoring is the first step to HACCP.

At restaurants and feeding service facilities

Prevent cross contamination by cleanliness control.

- Defective cleaning is judged on site. Prevent accident by re-cleaning.
- By controlling measurement results by numerical values, the cleanliness level can be compared by stores and by sites.



At food factories

Is the washing evaluation of manufacturing lines satisfactory?

- The system displays its great capabilities not only in routine washing evaluation but also identification of contaminated portions in time of emergency.
- Being dry swabs, water sampling is enabled.



For hygiene training

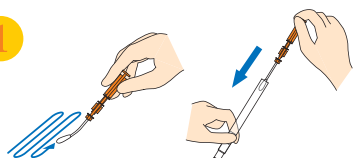
Hygiene training is the basics of basics.

- Measurement results are obtained on site. The system exhibits outstanding persuasive power as a hygiene training tool.



How to use

1



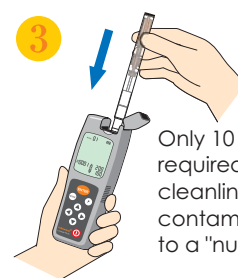
Moisten the swab, swab the object to be tested with the swab stick, put the swab stick back into the main body, and push once.

2



Shake off the extraction liquid and allow it to react with the reagent.

3



Only 10 seconds are required to measure the cleanliness. Invisible contamination changes to a "numerical value."

Lumitester PD-20 (Product code: 60435)

Measuring time	10 seconds
Data output	Relative Light Unit
Data memory	2000 data
Power supply	AA alkali battery x 2 or AA nickel metal-hydride battery x 2
Size/weight	65x175x32 mm/about 235 g (battery not included)
Accessories	AA alkali battery x 2, cleaning brush, stand, USB cable, strap, quick manual, CD-ROM

LuciPac Pen (100 swabs) (Product code: 50331)

Product form	Swabs, ATP extracting reagent, integral type inspection reagent including luminescent reagent
Package/packing	One aluminum bag containing 20 swabs and five bags make 1 kit (a total of 100 swabs)
Storage conditions	2-8°C Do not freeze.

*LuciPac Pen is a reagent dedicated for Lumitester PD-20. It is not used for conventional products.

*LuciPac Pen 40 containing 40 swabs (Product Code: 60333) is also available.

*Measured values are same as conventional Lumitester PD-10(N) & LuciPac W.

<Precaution> *Do not use this product for other than intended use of cleanliness inspection. *This product is not used for general viable cell count or detection of specific pathogenic bacteria, etc., for which please take care.

Manufacturer:

kikkoman Kikkoman Corporation

250 Noda, Noda-shi, Chiba 278-8601 Japan

Contact:

Biochemicals Division

Phone: +81-3-5521-5490 Fax: +81-3-5521-5498

E-mail: Biochem@mail.kikkoman.co.jp

URL: <http://www.kikkoman.co.jp/bio/>

All specifications, dimensions and design characteristics shown in this catalog are subject to change without notice.
©2009 Kikkoman Corp. (04-1)



Apartado de Correos / P.O. Box 44
28210-Valdemorillo (Madrid, Spain)
☎ (34) 91 897 46 16 Fax: (34) 91 897 46 41
E-mail: microkit@microkit.es
Web: www.microkit.es

COLICULT-MCC
CRIOTECA®
PLAQUIS®
M-IDENT®

COSMETIKIT®
CHROMOSALM
KITPRO-SS
SEILAGUA®

COMPACT-DRY-PLATES®
DESINFECTEST®
NUTRILINIA
MUGPLUS CROMOKIT®

